








1. Is your child Male or Female?

		Response Percent	Response Count
Male		54.7%	93
Female		45.3%	77
		answered question	170
		skipped question	2

2. Which Yeargroup is your child in?

		Response Percent	Response Count
Year 7		15.1%	26
Year 8		22.7%	39
Year 9		25.0%	43
Year 10		23.3%	40
Year 11		14.0%	24
		answered question	172
		skipped question	0



3. Does your child enjoy attending Willingdon?

	Always	Mostly	Sometimes	Never	Response Count
My child enjoys school	40.0% (68)	50.6% (86)	8.2% (14)	1.2% (2)	170
				Comment	16
				answered question	170
				skipped question	2

4. Do you feel the school keeps your child safe?

	Always	Mostly	Sometimes	Never	Response Count
He/she is kept safe	61.5% (104)	33.7% (57)	4.1% (7)	0.6% (1)	169
				Comment	14
				answered question	169
				skipped question	3

5. Do you feel the school keeps you sufficiently informed about your child's progress?

		Response Percent	Response Count
Yes		71.8%	117
No		28.2%	46
		Comment	40
		answered question	163
		skipped question	9




6. Is your child making sufficient progress?

		Response Percent	Response Count
Yes, in all subjects		49.1%	80
Generally but not in all subjects		42.3%	69
Only in a few subjects		6.1%	10
Not making satisfactory progress		3.1%	5
	Comment		35
	answered question		163
	skipped question		9




7. Is the teaching good at this school?

		Response Percent	Response Count
Yes, in all subjects.		25.5%	42
Yes, in most subject areas		66.1%	109
No, there are a few weaker areas		7.3%	12
No, teaching is generally weak		1.2%	2
	Comment		27
	answered question		165
	skipped question		7




8. Does your child receive the right amount of homework?

		Response Percent	Response Count
Yes		63.1%	106
No		19.6%	33
Don't know		17.3%	29
	Comment		38
answered question			168
skipped question			4




9. Are your child's particular needs met by the school (eg this might be Special Needs or a gift or talent in a particular area)

		Response Percent	Response Count
Yes		61.8%	97
No		12.1%	19
Don't know		26.1%	41
	Comment		27
answered question			157
skipped question			15




10. Does the school help your child to have a healthy lifestyle(eg through PSHE lessons, provision in PE, healthy food on sale)?

		Response Percent	Response Count
Yes		81.8%	135
No		5.5%	9
Don't know		12.7%	21
	Comment		17
	answered question		165
	skipped question		7



11. Do we make sure that your child is well prepared for the future? (eg transition from Primary School, choosing Options and starting GCSE courses, moving on to college or employment).

		Response Percent	Response Count
Yes		72.0%	118
No		9.8%	16
Don't Know		18.3%	30
	Comment		35
	answered question		164
	skipped question		8




12. Does the school deal effectively with unacceptable behaviour (eg violence, bullying, disruption of learning)?

		Response Percent	Response Count
Yes		50.9%	84
No		11.5%	19
Don't Know		37.6%	62
	Comment		38
answered question			165
skipped question			7



13. Are our Enrichment Clubs appropriate for your child?

		Response Percent	Response Count
Yes		80.9%	114
No		19.1%	27
	Comment		24
answered question			141
skipped question			31

14. Is the school led and managed effectively?

		Response Percent	Response Count
Yes,		78.3%	130
No,		6.0%	10
Don't know		15.7%	26
	Comment		13
answered question			166
skipped question			6

15. Are you happy overall with your child's experience at Willingdon?

		Response Percent	Response Count
Yes		91.5%	150
No		8.5%	14
	Comment		29
answered question			164
skipped question			8